IAUTA

3-4t

Y SERIES

IAUTA GASOLINE FORKLIFT

Product Appearance Display And Performance Explanation



Intelligent

Based on advanced ergonomic design, integrated control valve-style operating handle and centralized layout of electrical switches make operation quick and convenient.

Large Opening Hood

The layout of the cabin is optimised so that the battery.oil pump motor.electrical components and hydraulic oiltank are all located in the cabin, and the hood opens at alarge angle, making daily maintenance more convenient.

Two-stage air purification

The two-stage air purification design with iron air filter +high independent air intake channels enables the dieselfuel to burn more fully and extends the engine life.



GQ-4Y

Using American IMPCO kit, high reliability, good safety and strong power



Central Electric Box

Electrical wiring integrated design, fuses and relays centralized in the electrical box.
Spare fuse is inside the hood, with waterproof and dustproof effect, reliable plugging and convenient maintenance.

Increased space

Increased legroom and lower pedal height.Anti-slip pedals + welded and enlarged handlesforsafe and convenient boarding.



Small steering wheel

The small-diameter steering wheel (ф300) with adjustable tilt angle designed according to ergonomics has a good feel and reduces operator fatigue.

Maintenance-free steering bridge

Casting integral steering bridge, spindle bearing using tapered bearing design for better impact resistance and long service life.Body contact parts are installed with buffer blocks to improve comfort and reduce fatigue.

Hydraulic system energy saving

Reduced fuel consumption

Increased viewing range of new mast

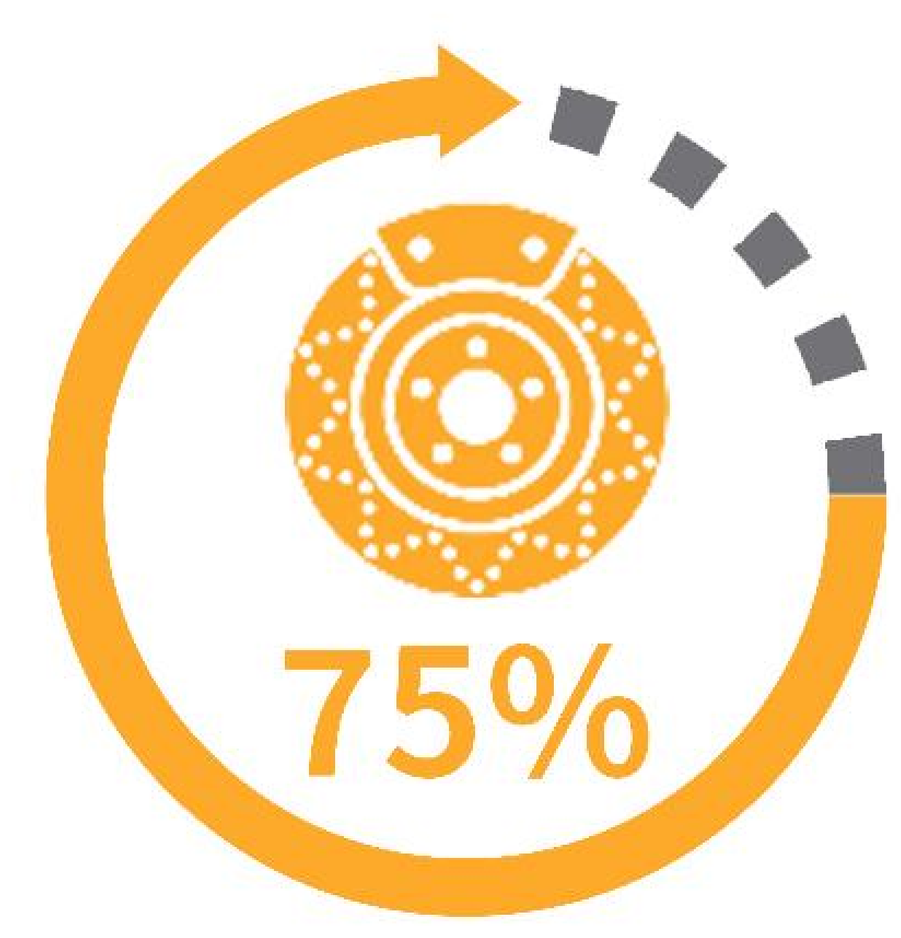

Increased break life

NVH optimization.noise reduction 2DB,vibration reduction

Accelerator pedal down

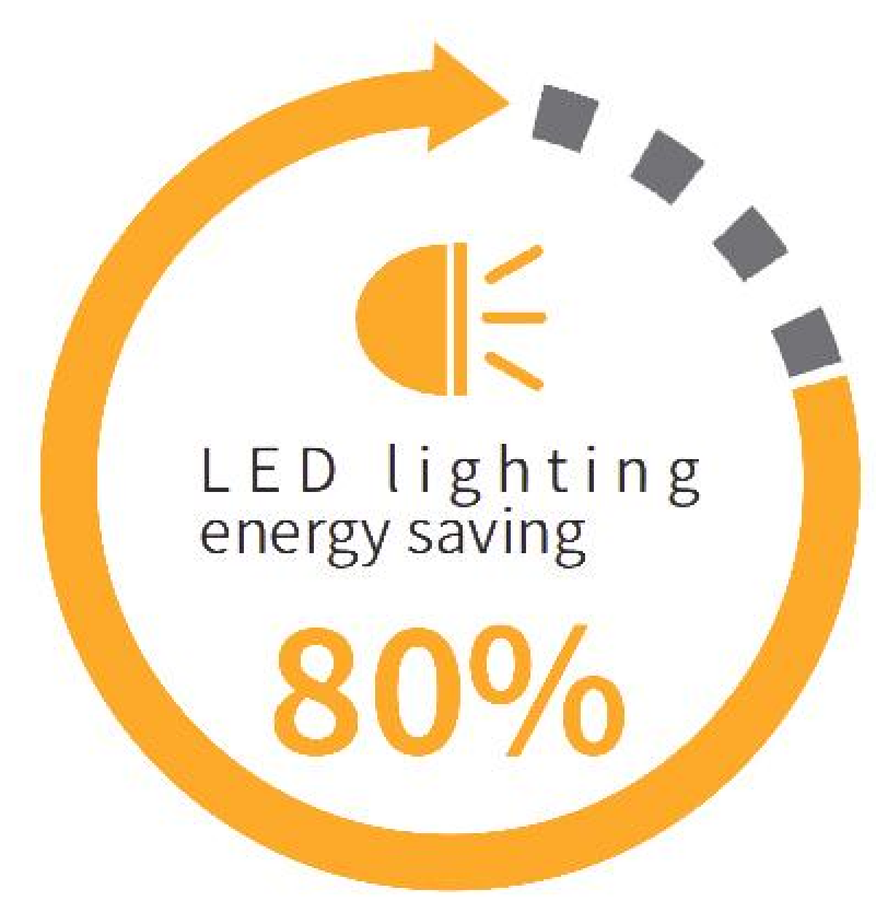

LED lighting energy sacing

Increased maintenance space

IAUTA GASOLINE FORKLIFT IGF3-4t

BASIC TECHNICAL PARAMETERS

Model			IGF30	IGF35	IGF40
Power type			LPG & Gasoline	LPG & Gasoline	LPG & Gasoline
Lift capacity		(kg)	3000	3500	4000
Load center distance		(mm)	500	500	500
Battery(Voltage/Capacity)		(V/Ah)	12/80	12/80	12/80

PERFORMANCE PARAMETERS

Max.lift height	H	(mm)	3000	3000	3000
Free lift height	H4	(mm)	130	130	130
Mast tilt angle (front/rear)	α/β	(°)	6/12	6/12	6/12
Max.lift speed(full load/no load)		(mm/s)	480/510	480/510	420/440
Max.lowering speed(full load/no load)		(mm/s)	500/450	500/450	330/310
Max.travelling speed(full load/no load)		(km/h)	18.5/19	18.5/19	18.5/19
Min.turning radius	r	(mm)	2560	2560	2730
Gradeability(full load/no load)		(%)	15/20	15/20	15/20
Max.traction force		(KN)	19.5	19.5	23
Overweight		(kg)	4300	4650	4850

DIMENSIONS

Length(without fork)		(mm)	2810	2860	2960
Width	W	(mm)	1230	1230	1230
Height of mast	H1	(mm)	2125	2130	2125
Overall height (overhead guard)	H3	(mm)	2130	2130	2130
Height of load-backrest	H6	(mm)	1225	1225	1225
Overall height at max.lift	H2	(mm)	4230	4230	4230
Min.ground clearance		(mm)	130	130	130
Wheel base	L	(mm)	1750	1800	1900
Front wheel tread	W1	(mm)	1000	1000	1000
Rear wheel tread	W2	(mm)	970	970	970
Front overhang	L2	(mm)	480	480	480
Rear overhang	L3	(mm)	580	580	580

OTHER PARAMETERS

Front tires			28x9-15-14PR	28x9-15-14PR	28x9-15-14PR
Rear tires			6.50-10-10PR	6.50-10-10PR	6.50-10-10PR
Fork size(L*W*H)	B	(mm)	1220×122×45	1220×122×50	1220×122×50

ENGINES

Engine model			GQ-4Y	GQ-4Y	GQ-4Y
Rated power		(kW/r)	Gasoline:41/2800 LPG:34.5/2800	Gasoline:41/2800 LPG:34.5/2800	Gasoline:41/2800 LPG:34.5/2800
Rated torque		(N.m/r)	Gasoline:161/1800 LPG:137/1800	Gasoline:161/1800 LPG:137/1800	Gasoline:161/1800 LPG:137/1800
Number of cylinders			4	4	4
Displacement		(L)	2.237	2.237	2.237

CONTOUR

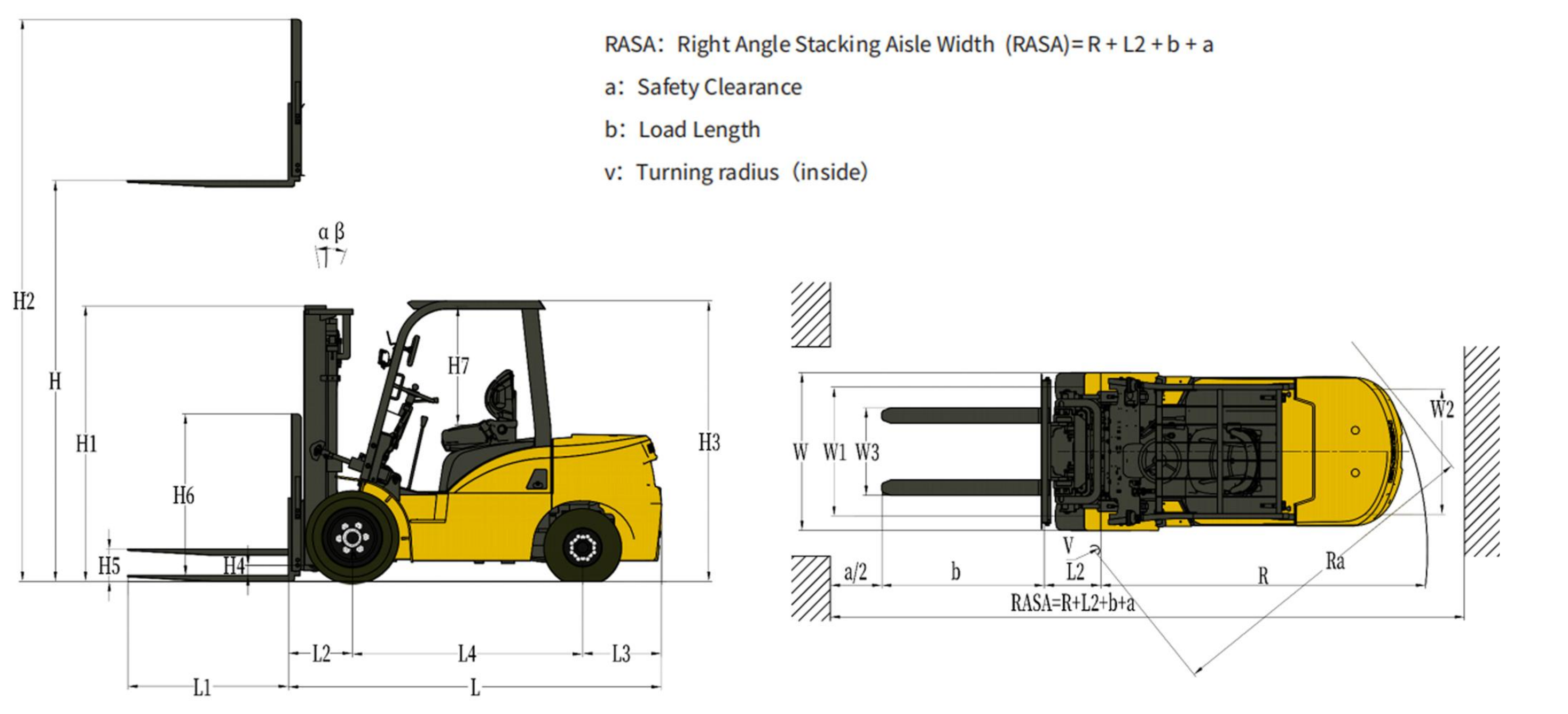

LOAD CURVE

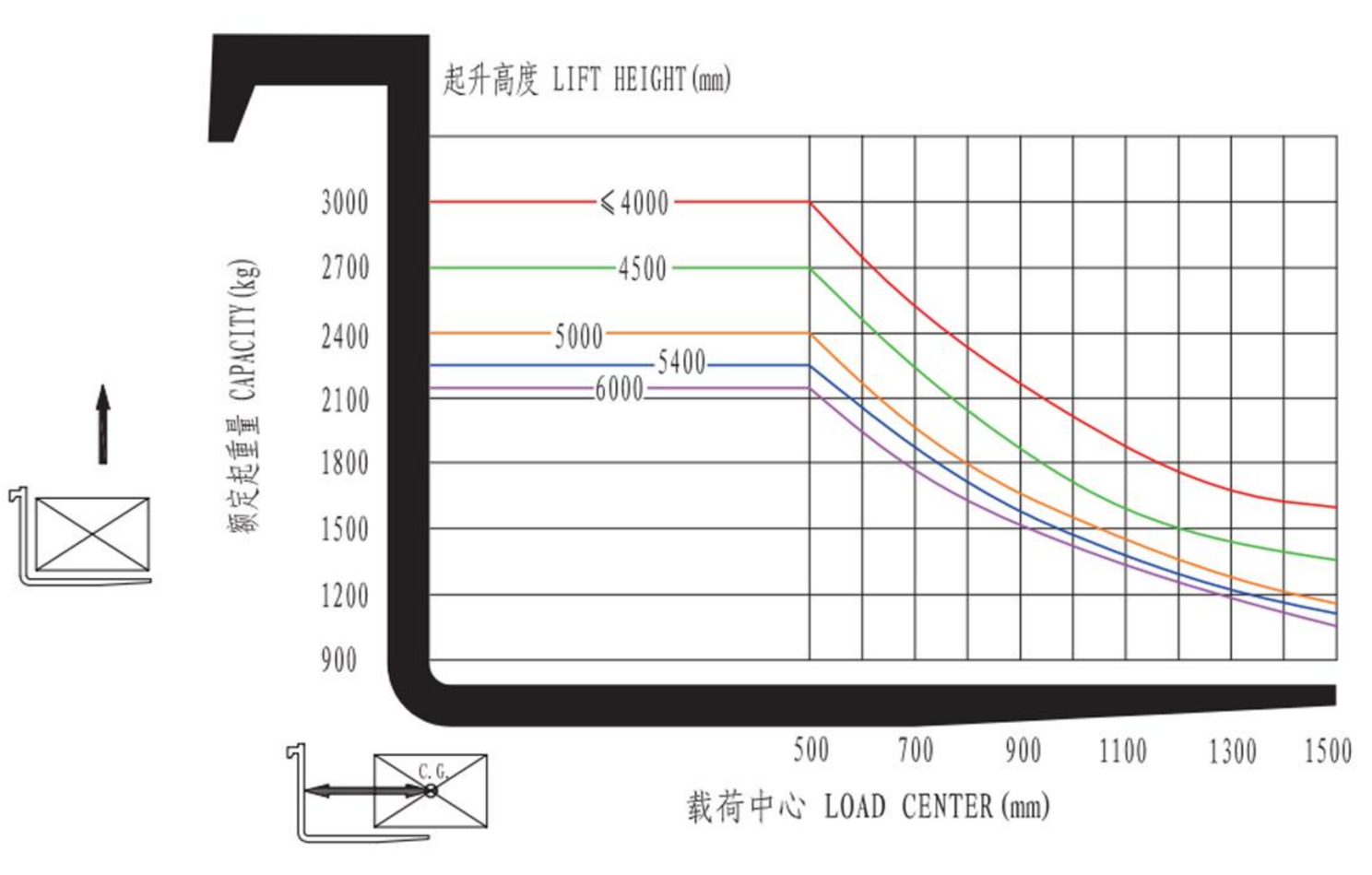

Note: The vertical axis represents the load capacity, and the horizontal axis represents the load center. The load center is calculated from the front of the fork, and the base point of the standard load refers to the center of a cube with a side length of 1000 mm. When the mast is tilted forward, using non-standard forks or loading a load that exceeds the normal width, the load capacity will be reduced. The load curve diagram provides a timely understanding of the load carrying capacity at various load centers.

OPTIONAL CONFIGURATION

Spring-seat chair	Overhead guard	Custom Colors
Dual air filter	Panoramic rear view mirror	LED Rear task light
Driving cab	High exhaust device	Tool cabinet
Fire extinguisher	Three /four pieces multitandem valve	
Solid tire	Front windshield【windscreen wiper】	

ATTACHMENTS OF FT

Side shifter	Roll Clamp	Rotary holding clamp	Rotary fork clamp
Load stabilizer	Fork crown cover	Barrel grab	Bale Clamp
Craton Clamp	Fork Positioner	Push-puller	Tilting shifter
Side-shifter	Cargo boom	Cargo boom	Spinner

STANDARD CONFIGURATION

Full Hydraulic Power Steering	Basic hand tool	Lift oil speed limit valve	wide view duplex mast	standard load-backrest	Standard fork
Cable handbrake	Standard overhead guard	Pneumatic tire	Commode handle	Standard seat	Anti-slip boarding pedal
LED split rear taillight	Two-piece multiway valve	Charge relief valve	Joystick	Hydraulic oil scale	Tilt oil line self-locking valve
Warning buzzer	Klaxon	earview mirror	Awning	Steering wheel adjustable device	
LED combination headlights	USB charging connection	Multi-function control instrument			

SPECIAL OPTIONS FOR MAST

Full free duplex mast	Full free triplex mast	Widen fork	Extended load-backrest	Extended fork	Special fork

DUPLEX STANDARD MAST

Max. lift height	Overall height at max. lift							Free lift height		Front overhang		mast tilt angle	Rated load (single wheel)		
	Landing height of mast			Overall height at max. lift									load center distance 500mm		
				with load-backrest		Overall height at max. lift		with load-backrest	Free lift height						
	3t	3.5t	4t	3/3.5t	4t	3/3.5t	4t			3/3.5t	4t	front/Back	3t	3.5t	4t
mm	mm	mm	mm	mm	mm	mm	mm	mm	mm	mm	mm	(°)	(kg)	(kg)	(kg)
2000	1570	1625	1625	3175	3180	2715	2720	130	130	480	2720	6/12	3000	3500	3800
2500	1820	1875	1875	3675	3680	3215	3220	130	130	480	3220	6/12	3000	3500	3800
2700	1920	1975	1975	3875	3880	3415	3420	130	130	480	3420	6/12	3000	3500	3800
3000	2070	2125	2125	4175	4180	3715	3720	130	130	480	3720	6/12	3000	3500	3800
3300	2220	2275	2275	4475	4480	4015	4020	130	130	480	4020	6/12	3000	3500	3800
3500	2320	2375	2375	4675	4680	4215	4220	130	130	480	4220	6/12	3000	3500	3700
3700	2420	2475	2475	4875	4880	4415	4420	130	130	480	4420	6/12	3000	3500	3700
3800	2470	2525	2525	4975	4980	4515	4520	130	130	480	4520	6/12	3000	3500	3600
4000	2620	2675	2675	5175	5180	4715	4720	130	130	480	4720	6/12	2850	3250	3550
4250	2745	2800	2800	5425	5430	4965	4970	130	130	480	4970	6/8	2700	3000	3200
4500	2870	2925	2925	5675	5680	5215	5220	130	130	480	5220	6/8	2550	2850	3100
4750	2995	3050	3050	5925	5930	5465	5470	130	130	480	5470	6/8	2250	2450	2800
5000	3120	3175	3175	6175	6180	6265	5720	130	130	480	5720	6/8	2100	2300	2600
5500	3420	3475	3475	6675	6680	6215	6220	130	130	480	6220	6/8	2000	2200	2500
6000	3670	3725	3725	7175	7180	6715	6720	130	130	480	6720	6/8	1800	1900	2300

FULL FREE DUPLEX MAST

Max. lift height	Overall height at max. lift							Free lift height				Front overhang		mast tilt angle	Rated load (single wheel)		
	Landing height of mast			Overall height at max. lift											load center distance 500mm		
				with load-backrest		Overall height at max. lift		with load-backrest		Free lift height							
	3t	3.5t	4t	3/3.5t	4t	3/3.5t	4t	3/3.5t	4t	3/3.5t	4t	3/3.5t	4t	front/Back	3t	3.5t	4t
mm	mm	mm	mm	mm	mm	mm	mm	mm	mm	mm	mm	mm	mm	(°)	(kg)	(kg)	(kg)
2000	1605	1605	/	3260	/	2670	/	420	/	890	/	480	490	6/12	3000	3500	3800
2500	1855	1855	1990	3760	3655	3170	3355	670	845	1140	1140	480	490	6/12	3000	3500	3800
2700	1955	1955	2090	3960	3855	3370	3555	770	945	1240	1240	480	490	6/12	3000	3500	3800
3000	2105	2105	2190	4260	4145	3670	3845	920	1045	1390	1340	480	490	6/12	3000	3500	3800
3300	2255	2255	2390	4560	4455	3970	4155	1070	1245	1540	1540	480	490	6/12	3000	3500	3800
3500	2355	2355	2550	4760	4755	4170	4455	1170	1405	1640	1700	480	490	6/12	3000	3500	3800
3700	2455	2455	/	4960	/	4370	/	1270	/	1740	/	480	490	6/12	3000	3500	3800
3750	2480	2480	/	5010	/	4420	/	1370	/	1840	/	480	490	6/12	2900	3400	3700
4000	2655	2655	2750	5250	5155	4670	4855	1470	1605	1940	1900	480	490	6/12	2850	3250	3550

FULL FREE TRIPLEX MAST

Max. lift height	Overall height at max. lift							Free lift height				Front overhang		mast tilt angle	Rated load (single wheel)		
	Landing height of mast			Overall height at max. lift											load center distance 500mm		
				with load-backrest		Overall height at max. lift		with load-backrest		Free lift height							
	3t	3.5t	4t	3/3.5t	4t	3/3.5t	4t	3/3.5t	4t	3/3.5t	3.8t	3/3.5t	4t	front/Back	3t	3.5t	4t
mm	mm	mm	mm	mm	mm	mm	mm	mm	mm	mm	mm	mm	mm	(°)	(kg)	(kg)	(kg)
3600	1870	1870	1870	4775	4770	4190	4185	665	665	1080	1080	500	500	6/6	2700	3000	3200
4000	1995	1995	1995	5175	5170	4590	4585	790	790	1205	1205	500	500	6/6	2700	3000	3200
4350	2120	2120	2120	5525	5520	4940	4935	915	915	1330	1330	500	500	6/6	2500	2850	3200
4500	2170	2170	2170	5675	5670	5090	5085	965	965	1380	1380	500	500	6/6	2400	2700	3100
4700	2240	2240	2240	5875	5870	5290	5285	1040	1030	1450	1445	500	500	6/6	2300	2500	2900
4800	2270	2270	2270	5975	5970	5390	5385	1070	1065	1480	1480	500	500	6/6	2250	2450	2800
5000	2420	2420	2420	6175	6170	5590	5585	1220	1165	1630	1580	500	500	6/6	2100	2300	2600
5400	2570	2570	2570	6575	6571	5990	5985	1370	1290	1780	1705	500	500	6/6	1650	1800	2050
6000	2770	2770	2770	7175	7170	6590	6585	1570	1515	1980	1930	500	500	3/6	1200	1300	1550
6500	2920	2920	2920	7675	7670	7090	7085	1720	1680	2130	2095	500	500	3/3	/	/	/
7000	3080	3080	3080	8170	8170	7585	7585	1880	1850	2290	2265	500	500	3/3	/	/	/

DOMESTICALLY MADE ENGINE

Model	units	Quanchai V29-50V42	Quanchai V29-50C42	QuanchaiV29-50C43	Xinchai 4D29V41	Xinchai 4D29X41
EngineMode		VPpump	Bosch commonrail	Domestic commonrail	VPpump	Bosch commonrail
EmissionStandard		nationalⅣ	nationalⅣ	nationalⅣ	nationalⅣ	nationalⅣ
PowerType		diesel	diesel	diesel	diesel	diesel
RatedPower	Kw/r/min	36.8/2500	36.8/2500	36.8/2500	36.8/2500	36.8/2500
RatedTorque	N·m/r/min	170/1800	170-180/ 1800-2000	190/ 1500-1850	165/ 1600-1800	190/ 1600-1800
Displacement	mL	2.85	2.85	2.85	2.85	2.85
AvailableModel		3-4t	3-4t	3-4t	3-4t	3-4t
Transmission		mechanical/ hydrodynamic	mechanical/ hydrodynamic	mechanical/ hydrodynamic	mechanical/ hydrodynamic	mechanical/ hydrodynamic

DOMESTICALLY MADE ENGINE

Model	units	Quanchai 4C2-50V33	Quanchai 4C2-50C43	Xinchai 4D27G31	Xinchai 4D27XG40	Xinchai 4D30G31
EngineMode		VPpump	Domestic common rail	VE pump	Bosch common rail	VE pump
EmissionStandard		National III	National III	National III	National III	National III
PowerType		diesel	diesel	diesel	diesel	diesel
RatedPower	Kw/r/min	36.8/2500	36.8/2500	36.8/2500	36.8/2500	36.8/2500
RatedTorque	N·m/r/min	170/1800	180/1800	156/ 1700-1900	165/ 1600-1800	174/ 1800-2000
Displacement	mL	2.85	2.85	2.67	2.67	2.96
AvailableModel		3-4t	3-4t	3-3.5t	3-3.5t	3-4t
Transmission		mechanical/ hydrodynamic	mechanical/ hydrodynamic	mechanical/ hydrodynamic	mechanical/ hydrodynamic	mechanical/ hydrodynamic

DOMESTICALLY MADE ENGINE

Model	units	Xinchai 4D29G31	Quanchai QC490GP	Xinchai A495BPG	Xinchai A498	Guangqing GQ-4Y
EngineMode		VPpump	/	/	/	/
EmissionStandard		National III	national II	National II	National II	Euro II
PowerType		diesel	diesel	diesel	diesel	petrol
RatedPower	Kw/r/min	36.8/2500	36.8/2500	36.8/2500	36.8/2500	37/2800
RatedTorque	N·m/r/min	155/1700-1900	170/1800	156/ 1700-1900	174/ 1800-2000	163/1800
Displacement	mL	2.85	2.85	2.67	2.96	2.237
AvailableModel		3-4t	3-4t	3-4t	3-4t	3-3.5t
Transmission		mechanical/ hydrodynamic	mechanical/ hydrodynamic	mechanical/ hydrodynamic	mechanical/ hydrodynamic	hydrodynamic

IMPORTED ENGINE

Model	units	YANMAR	mitsubishi	cummins	Isuzu	JapanGCT
EngineMode		4TNE98-BQFLC	S4S	QSF2.8t3NA49	C240	K25
EmissionStandard		NationalIII	NationalIII	nationalV	NationalIII	无
PowerType		diesel	diesel	diesel	diesel	petrol
RatedPower	Kw/r/min	42.1/2300	35.3/2250	36/2500	34.6/2500	37.4/2300
RatedTorque	N·m/r/min	177.6-196.3/1700	177/1700	186/1100-1500	139.2/1800	176.5/1600
Displacement	mL	3.319	3.331	2.8	2.369	2.488
AvailableModel		3-4t	3-4t	3-4t	2-3t	3-3.5t
Transmission		mechanical/ hydrodynamic	hydrodynamic	hydrodynamic	mechanical/ hydrodynamic	Hydraulic