IAUTA

2-3.5t

Y SERIES

IAUTA ELECTRIC DIESEL FORKLIFT

Product Appearance Display And Performance Explanation

New wide visual field mast

The optimized wide visual field is used, which is not easy to block the operator's line of sight. The opening size of the fork rack is increased, and the view is wide.

Large opening hood

Optimize the layout of the engine room, the battery, oil pump motor, electrical components, hydraulic fuel tank are all in the engine room, the hood opening Angle is large, daily maintenance is more convenient.

Intelligent control LCD

Integrated display of operation data, real-time understanding of the operation status of the whole machine, fault alarm, fast diagnosis, comfortable driving, and safe use.



Rain experiment

The electrical parts of the whole vehicle are of well-known brands in the industry, with multi-layer protection design, and the protection level reaches IP56, meeting the requirements of rainy days.

Advanced Ergonomic Technology

Advanced Ergonomic Technology greatly improves the operating comfort.
The parking brake is newly designed and complies with the international safety standard ISO3691.

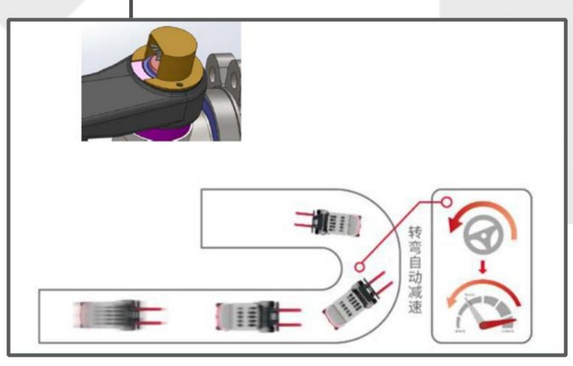

Intelligent speed limit for turning

Intelligent speed limit when turning, recover the normal driving speed after turning, ensure the driver passes the corner safely, and effectively prevent vehicle rollover accidents.

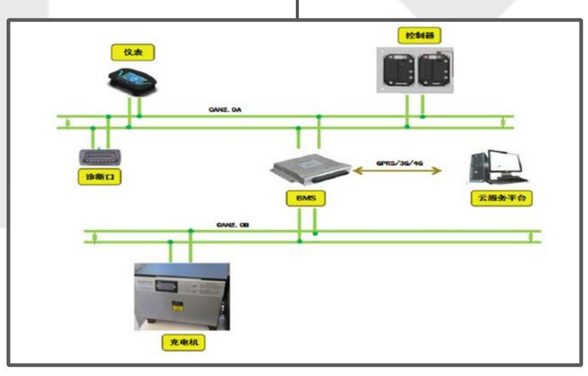

BMS intelligent controller

Monitor the power battery, motor, electrical parts, etc. through the CAN bus. In case of leakage, short circuit, undervoltage and other faults, limit the relevant actions of the vehicle to ensure the safety of people and vehicles.

Lithium iron phosphate battery

Mature car lithium iron phosphate battery cell module, with charging and discharging efficiency of more than 90%, 1.5-2 hours fast charging, charging when in use, safe and efficient.

Fast charging

Charge and use on demand

Strong driving force

Long life

Maintenance free

High security

Zero emission

Suitable for high and low temperature

LOW VOLTAGE 80V AND HIGH VOLTAGE 153V ARE AVAILABLE FOR USERS TO CHOOSE.

IEDF
Y series

IEDF is an oil to electricity product developed by IAUTA on the basis of internal combustion vehicles to meet the operating needs of internal combustion vehicles. It adopts advanced AC drive technology, and has two types of controllers, imported and domestic.

IAUTA ELECTRIC DIESEL FORKLIFT IEDF2-3.5t

BASIC TECHNICAL PARAMETERS

Model			IEDF20	IEDF25	IEDF30	IEDF35
Lift capacity		(kg)	2000	2500	3000	3500
Load center distance		(mm)	500	500	500	500
Wheel base		(mm)	1650	1650	1750	1800
PERFORMANCE						
Max.travelling speed(full load/no load)		km/h	11/12	11/12	12/13	11/12
Max.lift speed(full load/no load)		mm/s	280/370	280/370	270/350	270/350
Gradeability(full load)		%	15/15	15/15	13/15	13/15
Max.traction force(full load)		N	12000	12000	14200	14200
DIMENSIONS						
Front overhang	H4	mm	462	462	477	482
Mast tilt angle(front/rear)	β	°	6/12	6/12	6/12	6/12
Overall height of overhead guard	H	mm	2145	2145	2150	2150
Fork size(L*W*H)	L1	mm	40X120X1070	40X120X1070	45×122×1070	50×122×1070
Body length (to fork vertical plane)	L	mm	2520	2520	2830	2880
Body width	W	mm	1170	1170	1230	1230
Min.turning radius	R	mm	2290	2290	2560	2620
TIRE						
Wheel tread(Front/Rear)	L4	(mm)	970/980	970/980	1000/970	1000/970
Tires(Front)	L2		7.00-12-12PR	7.00-12-12PR	28x9-15-14PR	28x9-15-14PR
Tires(Rear)	L3		6.00-9-10PR	6.00-9-10PR	6.50-10-10PR	6.50-10-10PR
WEIGHT						
Overweight		kg	3400	3700	4100	4400
MOTOR AND CONTROLLER						
Drive motor power--60 minutes		kw	10	10	10	10
Lifting motor power（S3 15%）		kw	16	16	16	16
Battery type			锂电	锂电	锂电	锂电
Battery voltage/capacity		V/Ah	80(76.8)/202	80(76.8)/202	80(76.8)/202	80(76.8)/202

CONTOUR

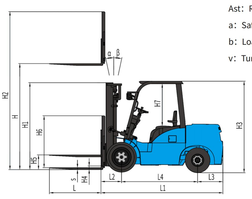

Ast：Right Angle Stacking Aisle Width（RASA)= R + L2 + b + a

a：Safety Clearance

b：Load Length

v：Turning radius（inside）

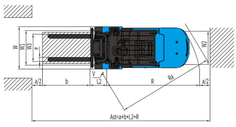

LOAD CURVE

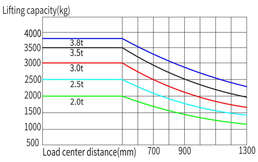

Note: The vertical axis represents the load capacity, and the horizontal axis represents the load center. The load center is calculated from the front of the fork, and the base point of the standard load refers to the center of a cube with a side length of 1000 mm. When the mast is tilted forward, using non-standard forks or loading a load that exceeds the normal width, the load capacity will be reduced. The load curve diagram provides a timely understanding of the load carrying capacity at various load centers.

OPTIONAL CONFIGURATION

Charger	four-way valve	duplex full free mast	front windshield(with wiper)
cab	front dual tires	user specifed color	high and low overhead guard
tool box	rear work lights	triplex full free mast	alarm light suspen sionseat
solid tires	fire extinguisher	forks of other lengths	widened or heightened load backrest

ATTACHMENTS OF FT

Side shifter	Roll Clamp	Rotary holding clamp	Rotary fork clamp
Load stabilizer	Fork crown cover	Barrel grab	Bale Clamp
Craton Clamp	Fork Positioner	Push-puller	Tilting shifter
Side-shifter	Cargo boom	Cargo boom	Spinner

STANDARD CONFIGURATION

Standard duplexmast	standard fork	fork rack	integrated combination switch	liftingand tilting control lever	speed mode selection
load backrest	silent gear pump	Canopy	emergency power of switch	reversing buzzer	traction pin
Standard seats	LED headlights	steering indicator	central rear view mirror	drive,lifting controller	on-board tool box
Standard seats	integral rubber pedal pad	two-way multi way valve	Hoisting for battery exchange	standard lead-acid battery	
multi-function control instrument	LED rear combination lamp				

SPECIAL OPTIONS FOR MAST

Full free duplex mast　Full free triplex mast　Widen fork　Extended load-backrest　Extended fork　Special fork

SPECIAL OPTIONS FOR MAST

Applicable model	Battery type	standard configuration	Optional configuration	Optional configuration	Optional configuration
IEDF 系列 2-2.5t	Lithium battery(76.8V)	150AH	202AH	280AH	100AH
IEDF 系列 3-3.5t	Lithium battery(76.8V)	202AH	280AH	404AH	150AH

2.0-3.5T WIDE VIEW DUPLEX MAST

Max. lift height	Overall height at max. lift												Free lift height								mast tilt angle front/Back		Rated load (single wheel)			
	Landing height of mast				Overall height at max. lift with load-backrest				Overall height at max. lift				with load-backrest				Free lift height						load center distance 500mm			
	2t	2.5t	3t	3.5t	2t	2.5t	3t	3.5t	2t	2.5t	3t	3.5t	2t	2.5t	3t	3.5t	2t	2.5t	3t	3.5t	2/2.5t	3/3.5t	2t	2.5t	3t	3.5t
mm	mm	mm	mm	mm	mm	mm	mm	mm	mm	mm	mm	mm	mm	mm	mm	mm	mm	mm	mm	mm	(°)	(°)	(kg)	(kg)	(kg)	(kg)
2000	1530	1530	1570	1625	3035	3035	3175	3175	2620	2620	2715	2715	135	135	130	130	130	135	135	130	6°/10°	6°/12°	2000	2500	3000	3500
2500	1780	1780	1820	1875	3535	3535	3675	3675	3120	3120	3215	3215	135	135	130	130	130	135	135	130	6°/10°	6°/12°	2000	2500	3000	3500
2700	1880	1880	1920	1975	3735	3735	3875	3875	3320	3320	3415	3415	135	135	130	130	130	135	135	130	6°/10°	6°/12°	2000	2500	3000	3500
3000	2030	2030	2070	2125	4035	4035	4175	4175	3620	3620	3715	3715	135	135	130	130	130	135	135	130	6°/10°	6°/12°	2000	2500	3000	3500
3300	2180	2180	2220	2275	4335	4335	4475	4475	3920	3920	4015	4015	135	135	130	130	130	135	135	130	6°/10°	6°/12°	2000	2500	3000	3500
3500	2280	2280	2320	2375	4535	4535	4675	4675	4120	4120	4215	4215	135	135	130	130	130	135	135	130	6°/10°	6°/12°	2000	2500	3000	3500
3900	/	/	/	/	/	/	/	/	/	/	/	/	/	/	/	/	/	/	/	/	/	/	/	/	/	/
3700	/	/	2420	2475	/	/	4875	4875	/	/	4415	4415	/	/	130	130	130	/	/	130	/	6°/12°	/	/	3000	3500
3750	2380	2380	/	/	4735	4735	/	/	4320	4320	/	/	135	135	/	/	/	135	135	/	6°/10°	/	2000	2500	/	/
3800	/	/	2470	2525	/	/	4975	4975	/	/	4515	4515	/	/	130	130	130	/	/	130	/	6°/12°	/	/	3000	3500
4000	2580	2580	2620	2675	5135	5135	5175	5175	4720	4720	4715	4715	135	135	130	130	130	135	135	130	6°/10°	6°/12°	2000	2500	2850	3250
4250	2705	2705	2745	2800	5385	5385	5425	5425	4970	4970	4965	4965	135	135	130	130	130	135	135	130	6°/8°	6°/8°	1850	2300	2700	3000
4300	/	/	/	/	/	/	/	/	/	/	/	/	/	/	/	/	/	/	/	/	/	/	/	/	/	/
4500	2830	2830	2870	2925	5635	5635	5675	5675	5220	5220	5215	5215	135	135	130	130	130	135	135	130	6°/6°	6°/8°	1600	2100	2550	2850
4750	2955	2955	2995	3050	5885	5885	5925	5925	5470	5470	5465	5465	135	135	130	130	130	135	135	130	6°/6°	6°/8°	1400	1850	2250	2450
4800	/	/	/	/	/	/	/	/	/	/	/	/	/	/	/	/	/	/	/	/	/	/	/	/	/	/
5000	3080	3080	3120	3175	6135	6135	6175	6175	5720	5720	5715	5715	135	135	130	130	130	135	135	130	3°/6°	6°/8°	1200	1600	2100	2300
5500	3380	3380	3420	3475	6735	6735	6675	6675	6320	6320	6215	6215	135	135	130	130	130	135	135	130	3°/6°	6°/8°	1000	1200	2000	2200
6000	3630	3630	3670	3725	7235	7235	7175	7175	6820	6820	6715	6715	135	135	130	130	130	135	135	130	3°/6°	6°/8°	800	900	1800	1900

2.0-3.5T WIDE VIEW FULL FREE DUPLEX MAST

Max. lift height	Overall height at max. lift												Free lift height								mast tilt angle front/Back		Rated load (single wheel)			
	Landing height of mast				Overall height at max. lift with load-backrest				Overall height at max. lift				with load-backrest				Free lift height						load center distance 500mm			
	2t	2.5t	3t	3.5t	2t	2.5t	3t	3.5t	2t	2.5t	3t	3.5t	2t	2.5t	3t	3.5t	2t	2.5t	3t	3.5t	2/2.5t	3/3.5t	2t	2.5t	3t	3.5t
mm	mm	mm	mm	mm	mm	mm	mm	mm	mm	mm	mm	mm	mm	mm	mm	mm	mm	mm	mm	mm	(°)	(°)	(kg)	(kg)	(kg)	(kg)
2000	1530	1530	1605	1605	2985	2985	3260	3257.5	2570	2570	2670	2672	491	491	420	417.5	887.5	906	906	890	6°/10°	6°/12°	2000	2500	3000	3500
2250	1655	1655	/	/	3235	3235	/	/	2820	2820	/	/	616	616	/	/	/	1031	1031	/	6°/10°	/	2000	2500	/	/
2500	1780	1780	1855	1855	3485	3485	3760	3757.5	3070	3070	3170	3172	741	741	670	667.5	1137.5	1156	1156	1140	6°/10°	6°/12°	2000	2500	3000	3500
2700	1880	1880	1955	1955	3685	3685	3960	3957.5	3270	3270	3370	3372	841	841	770	767.5	1237.5	1256	1256	1240	6°/10°	6°/12°	2000	2500	3000	3500
2750	1905	1905	/	/	3735	3735	/	/	3320	3320	/	/	866	866	/	/	/	1281	1281	/	6°/10°	/	2000	2500	/	/
3000	2030	2030	2105	2105	3985	3985	4260	4257.5	3570	3570	3670	3672	991	991	920	917.5	1387.5	1406	1406	1390	6°/10°	6°/12°	2000	2500	3000	3500
3250	2155	2155	/	/	4235	4235	/	/	3820	3820	/	/	1116	1116	/	/	/	1531	1531	/	6°/10°	/	2000	2500	/	/
3300	2180	2180	2255	2255	4285	4285	4560	4557.5	3870	3870	3970	3972	1141	1141	1070	1067.5	1537.5	1556	1556	1540	6°/10°	6°/12°	2000	2500	3000	3500
3500	2280	2280	2355	2355	4485	4485	4760	4757.5	4070	4070	4170	4172	1241	1241	1170	1167.5	1637.5	1656	1656	1640	6°/10°	6°/12°	2000	2500	3000	3500
3600	/	/	/	/	/	/	/	/	/	/	/	/	/	/	/	/	/	/	/	/	/	/	/	/	/	/
3660	2360	2360	/	/	4645	4645	/	/	4230	4230	/	/	1321	1321	/	/	/	1736	1736	/	6°/10°	/	2000	2500	/	/
3700	2380	2380	2455	2455	4685	4685	4960	4957.5	4270	4270	4370	4372	1341	1341	1270	1267.5	1737.5	1756	1756	1740	6°/10°	6°/12°	2000	2500	3000	3500
3750	2405	2405	2555	2555	4735	4735	5010	5007.5	4320	4320	4420	4422	1366	1366	1370	1367.5	1837.5	1781	1781	1840	6°/10°	6°/12°	2000	2500	2900	3400
4000	2480	2480	2655	2655	4985	4985	5250	5253.5	4570	4570	4670	4668	1441	1441	1470	1467.5	1937.5	1856	1856	1940	6°/10°	6°/12°	2000	2500	2850	3250

2.0-3.5T WIDE VIEW FULL FREE TRIPLEX MAST

Max. lift height	Overall height at max. lift												Free lift height								mast tilt angle front/Back		Rated load (single wheel)			
	Landing height of mast				Overall height at max. lift with load-backrest				Overall height at max. lift				with load-backrest				Free lift height						load center distance 500mm			
	2t	2.5t	3t	3.5t	2t	2.5t	3t	3.5t	2t	2.5t	3t	3.5t	2t	2.5t	3t	3.5t	2t	2.5t	3t	3.5t	2/2.5t	3/3.5t	2t	2.5t	3t	3.5t
mm	mm	mm	mm	mm	mm	mm	mm	mm	mm	mm	mm	mm	mm	mm	mm	mm	mm	mm	mm	mm	(°)	(°)	(kg)	(kg)	(kg)	(kg)
3600	1250	1250	1870	1870	4710	4710	4775	4774	4320	4320	4190	4188.5	765	765	665	666.5	1079	1155	1155	1080	6°/6°	6°/6°	2000	2400	2700	3000
4000	1375	1375	1995	1995	5030	5030	5175	5174	4640	4640	4590	4588.5	890	890	790	791.5	1204	1280	1280	1205	6°/6°	6°/6°	1900	2300	2700	3000
4300	/	/	/	/	/	/	/	/	/	/	/	/	/	/	/	/	/	/	/	/	/	/	/	/	/	/
4350	1500	1500	2120	2120	5380	5380	5525	5524	4990	4990	4940	4938.5	1015	1015	915	916.5	1329	1405	1405	1330	6°/6°	6°/6°	1750	2200	2500	2850
4500	1550	1550	2170	2170	5530	5530	5675	5674	5140	5140	5090	5088.5	1065	1065	965	966.5	1379	1455	1455	1380	6°/6°	6°/6°	1600	2000	2400	2700
4700	1615	1615	2240	2240	5725	5725	5875	5874	5335	5335	5290	5288.5	1130	1130	1040	1036.5	1449	1520	1520	1450	6°/6°	6°/6°	1300	1800	2300	2500
4800	1650	1650	2270	2270	5830	5830	5975	5974	5440	5440	5390	5388.5	1165	1165	1070	1066.5	1479	1555	1555	1480	6°/6°	6°/6°	1250	1700	2250	2450
5000	1793	1793	2420	2420	6030	6030	6175	6174	5640	5640	5590	5588.5	1308	1308	1220	1216.5	1629	1698	1698	1630	6°/6°	6°/6°	1100	1500	2100	2300
5400	1993	1993	2570	2570	6430	6430	6575	6574	6040	6040	5990	5988.5	1508	1508	1370	1366.5	1779	1898	1898	1780	3°/6°	6°/6°	900	1200	1650	1800
5500	2027	2027	/	/	6530	6530	/	/	6140	6140	/	/	1542	1542	/	/	1932	1932	/	/	3°/6°	/	800	1100	/	/
6000	2260	2260	2770	2770	7030	7030	7175	7174	6640	6640	6590	6588.5	1775	1775	1570	1566.5	1979	2165	2165	1980	3°/6°	3°/6°	600	800	1200	1300
6500	2493	2493	2920	2920	7530	7530	7675	7674	7140	7140	7090	7088.5	2008	2008	1720	1716.5	2129	2398	2398	2130	3°/6°	3°/6°	400	600	/	/
7000	/	/	3080	3080	/	/	8170	8170	/	/	7585	7584.5	/	/	1880	1876.5	2289	/	/	2290	/	3°/6°	/	/	/	/

IAUTA
Iauta(Quanzhou) Machinery Co., Ltd.