IAUTA

1.5-4t

Y SERIES

IAUTA ELECTRIC FORKLIFT

Product Appearance Display And Performance Explanation



Stamped roof protection

The roof protection adopts a 4mm thick plate, with a one-time molding design of the mold. The appearance is beautiful and atmospheric, the structure is firm and reliable, and the effect of preventing falling objects and rainwater is better.

Large opening hood

Optimize the layout of the cabin, centralize the design of electronic control, motors, electrical components, hydraulic oil tanks, and other components. The hood opening angle exceeds 80 ° , making daily maintenance more convenient.

Intelligent start system

Using an electric lock to power on and using a PIN password or card swiping for two-stage startup, to prevent unauthorized operations and cause security accidents, in accordance with the national TSG81 security regulations.

Rain experiment

The electrical parts of the whole vehicle are of well-known brands in the industry, with multi-layer protection design, and the protection level reaches IP56, meeting the requirements of rainy days.

Ergonomic control room

The operating space has been newly increased by 50% compared to traditional forklifts, making driving and riding more comfortable; Low torque steering gear and small diameter adjustable steering wheel, making steering more lightweight;Punched anti slip pedal+welded enlarged handle for safer climbing.

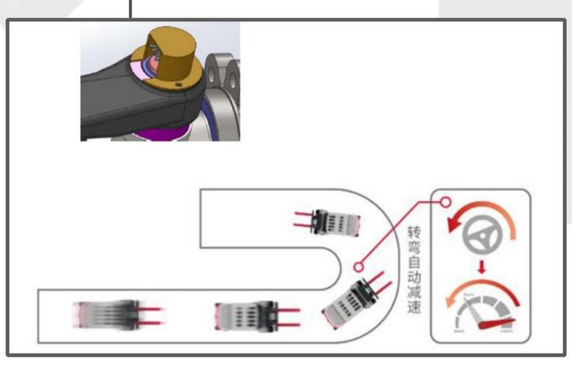

Intelligent speed limit for turning

Intelligent speed limit when turning, recover the normal driving speed after turning, ensure the driver passes the corner safely, and effectively prevent vehicle rollover accidents.

Drawer-type battery pack

The new vehicle body features a power battery arranged under the chassis, which can be pulled out from the side. It not only provides convenient maintenance but also allows for quick battery replacement, enabling long-term continuous operation.

Independent hydraulic oil tank

The hydraulic oil tank is located at the top left of the battery to reduce battery contact and avoid co heating phenomenon; On the other hand, shorten the hydraulic pipeline to reduce energy loss;The 32L large capacity meets various accessory configuration requirements, and the split design is easy to disassemble and maintain.

Fast charging

Charge and use on demand

Strong driving force

Long life

Maintenance free

High security

Zero emission

Suitable for high and low temperature

IEF
YH series

IEF YH series is a newly developed 80V short wheelbase lithium electric forklift by IAUTA, which has been upgraded in terms of trafficability, power, reliability, comfort, and other aspects.

Mainly used for material handling and stacking in factories, stations, docks, ports, warehouses, and other places, especially suitable for use in industries such as tobacco, textiles, food, printing, etc.

IAUTA ELECTRIC FORKLIFT IEF1.5-4t

BASIC TECHNICAL PARAMETERS

		IEF15	IEF18	IEF20	IEF20	IEF25	IEF30	IEF35	IEF40
Model-Series		15-SJ03-L125	18-SJ03-L125	20X-SJ03-L125	20-SJ01-L150	25-SJ01-L150	30-SJ01-L202	35-SJ01-L202	40X-SJ01-L280
Configuration number		electric	electric	electric	electric	electric	electric	electric	electric
Power type		electric	electric	electric	electric	electric	electric	electric	electric
Voltage plateau	V	80	80	80	80	80	80	80	80
Operation type		seat	seat	sea	seat	seat	seat	seat	seat

DIMENSIONS

Rated load lifting capacity		kg	1500	1800	2000	2000	2500	3000	3500	4000
Rated load center distance		mm	500	500	500	500	500	500	500	500
Front overhang		mm	415	415	415	460	460	475	480	490
Wheelbase	L4	mm	1410	1410	1410	1520	1520	1650	1650	1750
Overweight(with/no battery)		kg	2750/2580	3000/2830	3150/2980	3650/3470	3950/3770	4500/4280	4800/4580	5250/5000
Axle load full load(front/rear)		kg	3850/400	4310/490	4460/540	5060/590	5780/670	6750/750	7530/770	8320/930
Axle load no load(front/rear)		kg	1150/1600	1200/1800	1250/1900	1530/2120	1580/2370	1830/2670	1880/2920	2050/3160
Tire type			pneumatic tire	pneumatic tire	pneumatic tire	pneumatic tire	pneumatic tire	Front pneumatic tire and rear solid tire	Front pneumatic tire and rear solid tire	Front pneumatic tire and rear solid tire
Number of wheels (x=drive wheels)			2x/2	2x/2	2x/2	2x/2	2x/2	2x/2	2x/2	2x/2
Front tire specifications			6.50-10-10PR	6.50-10-10PR	6.50-10-10PR	7.00-12-12PR	7.00-12-12PR	28×9-15-14PR	28×9-15-14PR	250-15-14PR
Rear tire specifications			5.00-8-8PR	5.00-8-8PR	5.00-8-8PR	18×7-8-14PR	18×7-8-14PR	200/15-10	200/15-10	200/15-10
Front track width	W1	mm	925	925	925	970	970	1000	1000	1055
Rear track width	W2	mm	930	930	930	960	960	980	980	980
Mast tilt angle (front/rear)	α/β	°	6/12	6/12	6/12	6/12	6/12	6/12	6/12	6/12
Mast retraction height	H1	mm	1985	1985	1985	2000	2000	2125	2125	2135
Free lift height	H5	mm	135	135	135	130	130	130	135	135
Max. lift height	H	mm	3000	3000	3000	3000	3000	3000	3000	3000
Max. height during operation	H2	mm	4045	4045	4045	4030	4030	4190	4190	4200
Overall height(overhead guard)	H3	mm	2100	2100	2100	2140	2140	2160	2160	2170
Length (to the vertical plane of the fork)	L	mm	2160	2160	2160	2335	2335	2475	2480	2580
Width	W	mm	1130	1130	1130	1170	1170	1225	1225	1335
Fork size(H*W*L)		mm	35×100×920	35×100×920	35×100×920	40×120×1070	40×120×1070	45×122×1070	50×122×1070	50×122×1070
Outer distance between forks (min/max)		mm	210-1025	210-1025	210-1025	250-1085	250-1085	260-1085	260-1085	260-1085
Mast ground clearance(no load)	H4	mm	100	100	100	115	115	135	135	145
Min. ground clearance		mm	85	85	85	145	145	150	150	160

PERFORMANCE

Min. turning radius		mm	1960	1960	1960	2090	2090	2270	2270	2370
Max. travelling speed (full load/no load)		km/h	14/15	14/15	14/15	15/15	15/15	15/15	15/15	15/15
Max. lift speed (full load/no load)		mm/s	320/400	300/400	300/400	350/450	350/450	360/400	340/400	320/400
Lowering speed(full load/no load)		mm/s	520/480	520/480	520/480	540/450	540/450	390/380	390/380	380/370
Max. traction		N	11000	11000	11000	19500	19500	18500	18500	18000
Gradeability (full load/no load)		%	20/20	15/20	15/20	20/25	20/25	17/25	16/25	15/20

MOTOR AND CONTROLLER

Service braking (mechanical, electronic, hydraulic)		Hydraulic	Hydraulic	Hydraulic	Hydraulic
Parking brake (mechanical, electronic, hydraulic)		mechanical	mechanical	mechanical	mechanical
Rated power of traction motor, S2 60min working system	kW	10AC	12AC	12AC	12AC
Rated power of oil pump motor, S3 15% working system	kW	16AC	21AC	21AC	21AC
Motor type/protection level		ac asynchronous\IP54	ac asynchronous\IP54	ac asynchronous\IP54	ac asynchronous\IP54
Battery type		lithium iron phosphate battery	lithium iron phosphate battery	lithium iron phosphate battery	lithium iron phosphate battery
Standard battery voltage/capacity	V/Ah	76.8/125	76.8/150	76.8/202	76.8/280
Standard battery weight	kg	170	180	220	250
Heating form/protection level of battery		Low temperature heating\IP54	Low temperature heating\IP54	Low temperature heating\IP54	Low temperature heating\IP54
Battery warranty (whichever comes first)		5 years or 10000 hours	5 years or 10000 hours	5 years or 10000 hours	5 years or 10000 hours
MCU motor controller type		MOSFET/AC	MOSFET/AC	MOSFET/AC	MOSFET/AC
MCU motor controller manufacturer		JIACHEN	JIACHEN	JIACHEN	JIACHEN
MCU motor controller model		ACM80C250	ACM80C450	ACM80C450	ACM80C450
Hydraulic system working pressure	Mpa	17.5	21	21	21

CONTOUR

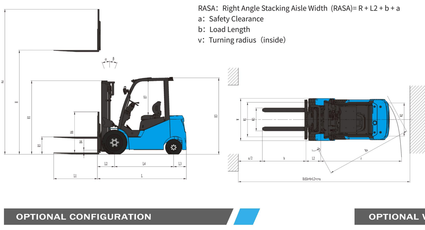

LOAD CURVE

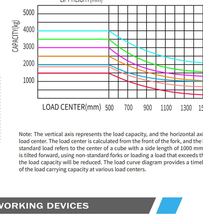

Note: The vertical axis represents the load capacity, and the horizontal axis represents the load center. The load center is calculated from the front of the fork, and the base point of the standard load refers to the center of a cube with a side length of 1000 mm. When the mast is tilted forward, using non-standard forks or loading a load that exceeds the normal width, the load capacity will be reduced. The load curve diagram provides a timely understanding of the load carrying capacity at various load centers.

OPTIONAL CONFIGURATION

Charger	four-way valve	duplex full free mast	front windshield(with wiper)
cab	front dual tires	user specifed color	high and low overhead guard
tool box	rear work lights	triplex full free mast	alarm light suspen sionseat
solid tires	fire extinguisher	forks of other lengths	widened or heightened load backrest

OPTIONAL WORKING DEVICES

Side shifter	Roll Clamp	Rotary holding clamp	Rotary fork clamp
Load stabilizer	Fork crown cover	Barrel grab	Bale Clamp
Craton Clamp	Fork Positioner	Push-puller	Tilting shifter
Side-shifter	Cargo boom	Cargo boom	Spinner

STANDARD CONFIGURATION

Standard duplexmast	standard fork	fork rack	integrated combination switch	liftingand tilting control lever	speed mode selection
load backrest	silent gear pump	Canopy	emergency power of switch	reversing buzzer	traction pin
Standard seats	LED headlights	steering indicator	central rear view mirror	drive,lifting controller	on-board tool box
Standard seats	integral rubber pedal pad	two-way multi way valve	Hoisting for battery exchange	standard lead-acid battery	
multi-function control instrument	LED rear combination lamp				

SPECIAL OPTIONS FOR MAST

Full free duplex mast	Full free triplex mast	Widen fork	Extended load-backrest	Extended fork	Special fork

DOMESTICALLY MADE ENGINE

Applications	Battery type	standard configuration	Optional configuration	Optional configuration	Optional configuration
IEF Y Series1.5-2.0t	Lithium battery	125Ah	150Ah	202Ah	280Ah
IEF Y Series2.0-2.5t	Lithium battery	150Ah	202Ah	280Ah	404Ah
IEF Y Series3.0-3.5t	Lithium battery	202Ah	280Ah	404Ah	560Ah
IEF Y Series4.0t	Lithium battery	202Ah	280Ah	404Ah	560Ah

1.5-4T WIDE VIEW DUPLEX MAST

Max. lift height	Height of mast: The height of mast at lowest position							Height of mast: mast extention height: with load-backrest								Height of mast: mast extention height: without load-backrest								Free lift height: with load-backrest								Free lift height: without load-backrest								front Overhang								Mast tilt angle	Rated load: load center distance 500mm							
	1.5t	1.8t	2t	2.5t	3t	3.5t	4t	1.5t	1.8t	2t	2.5t	3t	3.5t	4t	1.5t	1.8t	2t	2.5t	3t	3.5t	4t	1.5t	1.8t	2t	2.5t	3t	3.5t	4t	1.5t	1.8t	2t	2.5t	3t	3.5t	4t	1.5t	1.8t	2t	2.5t	3t	3.5t	4t	1.5t	1.8t	2t	2.5t	3t	3.5t	4t	front /Back	1.5t	1.8t	2t	2.5t	3t	3.5t	4t
mm	mm	mm	mm	mm	mm	mm	mm	mm	mm	mm	mm	mm	mm	mm	mm	mm	mm	mm	mm	mm	mm	mm	mm	mm	mm	mm	mm	mm	mm	mm	mm	mm	mm	mm	mm	mm	mm	mm	mm	mm	mm	mm	mm	mm	mm	mm	mm	mm	mm	mm	(°)	(kg)	(kg)	(kg)	(kg)	(kg)	(kg)	(kg)
2000	1475	1475	1495	1495	1565	1565	1615	2515	2565	2965	2965	3150	3150	3150	2620	2620	2650	2650	2695	2695	2695	135	135	135	135	140	140	140	140	135	135	135	135	140	140	140	140	415	455	475	480	490	6°/10°	1500	1750	2000	2500	3000	3500	4000
2500	1725	1725	1745	1745	1815	1815	1865	3015	3465	3465	3465	3650	3650	3650	3120	3120	3150	3150	3195	3195	3195	135	135	135	135	140	140	140	140	135	135	135	135	140	140	140	140	415	455	475	480	490	6°/10°	1500	1750	2000	2500	3000	3500	4000
2700	1825	1825	1845	1845	1915	1915	1965	3215	3665	3665	3665	3850	3850	3850	3320	3320	3350	3350	3395	3395	3395	135	135	135	135	140	140	140	140	135	135	135	135	140	140	140	140	415	455	475	480	490	6°/10°	1500	1750	2000	2500	3000	3500	4000
3000	1975	1975	1995	1995	2115	2115	2115	3515	3965	3965	3965	4150	4150	4150	3620	3620	3650	3650	3695	3695	3695	135	135	135	135	140	140	140	140	135	135	135	135	140	140	140	140	415	455	475	480	490	6°/10°	1500	1750	2000	2500	3000	3500	4000
3300	2125	2125	2145	2145	2265	2265	2315	3815	4265	4265	4265	4450	4450	4450	3920	3920	3950	3950	3995	3995	3995	135	135	135	135	140	140	140	140	135	135	135	135	140	140	140	140	415	455	475	480	490	6°/10°	1500	1750	2000	2500	3000	3500	4000
3500	2225	2225	2245	2245	2365	2365	2415	4015	4465	4465	4465	4650	4650	4650	4120	4120	4150	4150	4195	4195	4195	135	135	135	135	140	140	140	140	135	135	135	135	140	140	140	140	415	455	475	480	490	6°/10°	1500	1750	2000	2500	3000	3500	4000
3700	2325	2325	2345	2345	2465	2465	2515	4215	4665	4665	4665	4850	4850	4850	4320	4320	4350	4350	4395	4395	4395	135	135	135	135	140	140	140	140	135	135	135	135	140	140	140	140	415	455	475	480	490	6°/10°	1500	1750	2000	2500	3000	3500	4000
4000	2525	2525	2545	2545	2665	2665	2715	4515	4965	4965	4965	5150	5150	5150	4620	4620	4650	4650	4695	4695	4695	135	135	135	135	140	140	140	140	135	135	135	135	140	140	140	140	415	455	475	480	490	6°/10°	1500	1750	2000	2500	3000	3200	3800
4250	2650	2650	2670	2670	2770	2770	2840	4765	5215	5215	5215	5400	5400	5400	4870	4870	4900	4900	4945	4945	4945	135	135	135	135	140	140	140	140	135	135	135	135	140	140	140	140	415	455	475	480	490	6°/10°	1500	1650	1850	2250	2850	3100	3600
4500	2775	2775	2795	2795	2900	2900	2965	5015	5465	5465	5465	5650	5650	5650	5120	5120	5150	5150	5195	5195	5195	135	135	135	135	140	140	140	140	135	135	135	135	140	140	140	140	415	455	475	480	490	6°/10°	1300	1550	1600	2150	2750	3000	3400
4750	2900	2900	2920	2920	3020	3020	3090	5265	5715	5715	5715	5900	5900	5900	5370	5370	5400	5400	5445	5445	5445	135	135	135	135	140	140	140	140	135	135	135	135	140	140	140	140	415	455	475	480	490	6°/6°	1200	1300	1400	1900	2570	2750	3000
5000	3025	3025	3045	3045	3150	3150	3215	5515	5965	5965	5965	6150	6150	6150	5620	5620	5650	5650	5695	5695	5695	135	135	135	135	140	140	140	140	135	135	135	135	140	140	140	140	415	455	475	480	490	3°/6°	1000	1100	1200	1650	2400	2500	2800
5500	3325	3325	3345	3345	3450	3450	3515	6015	6465	6465	6465	6650	6650	6650	6120	6120	6150	6150	6195	6195	6195	135	135	135	135	140	140	140	140	135	135	135	135	140	140	140	140	415	455	475	480	490	3°/6°	/	/	/	/	/	/	/
6000	3575	3575	3595	3595	3700	3700	3765	6515	6965	6965	6965	7150	7150	7150	6620	6620	6650	6650	6695	6695	6695	135	135	135	135	140	140	140	140	135	135	135	135	140	140	140	140	415	455	475	480	490	3°/6°	/	/	/	/	/	/	/

1.5-4T WIDE VIEW FULL FREE DUPLEX MAST

Max. lift height	Height of mast: The height of mast at lowest position							Height of mast: mast extention height: with load-backrest								Height of mast: mast extention height: without load-backrest								Free lift height: with load-backrest								Free lift height: without load-backrest								front Overhang								Mast tilt angle	Rated load: load center distance 500mm							
	1.5t	1.8t	2t	2.5t	3t	3.5t	4t	1.5t	1.8t	2t	2.5t	3t	3.5t	4t	1.5t	1.8t	2t	2.5t	3t	3.5t	4t	1.5t	1.8t	2t	2.5t	3t	3.5t	4t	1.5t	1.8t	2t	2.5t	3t	3.5t	4t	1.5t	1.8t	2t	2.5t	3t	3.5t	4t	1.5t	1.8t	2t	2.5t	3t	3.5t	4t	front /Back	1.5t	1.8t	2t	2.5t	3t	3.5t	4t
mm	mm	mm	mm	mm	mm	mm	mm	mm	mm	mm	mm	mm	mm	mm	mm	mm	mm	mm	mm	mm	mm	mm	mm	mm	mm	mm	mm	mm	mm	mm	mm	mm	mm	mm	mm	mm	mm	mm	mm	mm	mm	mm	mm	mm	mm	mm	mm	mm	mm	mm	(°)	(kg)	(kg)	(kg)	(kg)	(kg)	(kg)	(kg)
2000	1475	1475	1495	1495	1565	1565	1615	2515	2565	2965	2965	3150	3150	3150	2620	2620	2650	2650	2695	2695	2695	450	490	490	430	430	430	850	850	825	825	825	830	830	830	420	465	480	490	490	6°/10°	1500	1750	2000	2500	3000	3500	4000
2500	1725	1725	1745	1745	1815	1815	1865	3015	3465	3465	3465	3650	3650	3650	3120	3120	3150	3150	3195	3195	3195	740	740	680	680	680	1100	1100	1075	1075	1075	1080	1080	1080	420	465	480	490	490	6°/10°	1500	1750	2000	2500	3000	3500	4000
3000	1975	1975	1995	1995	2115	2115	2115	3515	3965	3965	3965	4150	4150	4150	3620	3620	3650	3650	3695	3695	3695	990	990	930	930	930	1350	1350	1325	1325	1325	1330	1330	1330	420	465	480	490	490	6°/10°	1500	1750	2000	2500	3000	3500	4000
3300	2125	2125	2145	2145	2265	2265	2315	3815	4265	4265	4265	4450	4450	4450	3920	3920	3950	3950	3995	3995	3995	1240	1240	1180	1180	1180	1600	1600	1575	1575	1575	1580	1580	1580	420	465	480	490	490	6°/10°	1500	1750	2000	2500	3000	3500	4000
3500	2225	2225	2245	2245	2365	2365	2415	4015	4465	4465	4465	4650	4650	4650	4120	4120	4150	4150	4195	4195	4195	1240	1240	1180	1180	1180	1600	1600	1575	1575	1575	1580	1580	1580	420	465	480	490	490	6°/10°	1500	1750	2000	2500	3000	3500	4000
4000	2525	2525	2545	2545	2665	2665	2715	4515	4965	4965	4965	5150	5150	5150	4620	4620	4650	4650	4695	4695	4695	1660	1660	1600	1600	1600	1925	1925	1875	1875	1875	1880	1880	1880	420	465	480	490	490	6°/10°	1500	1750	2000	2500	3000	3500	4000
4250	2650	2650	2670	2670	2770	2770	2840	4765	5215	5215	5215	5400	5400	5400	4870	4870	4900	4900	4945	4945	4945	1660	1660	1600	1600	1600	2025	2025	1975	1975	1975	1980	1980	1980	420	465	480	490	490	6°/6°	1400	1650	1900	2250	2850	3100	3380
4500	2775	2775	2795	2795	2900	2900	2965	5015	5465	5465	5465	5650	5650	5650	5120	5120	5150	5150	5195	5195	5195	1740	1740	1680	1680	1680	2125	2125	2125	2125	2125	2130	2130	2130	420	465	480	490	490	6°/6°	1400	1550	1800	2150	2750	3000	3270
4750	2900	2900	2920	2920	3020	3020	3090	5265	5715	5715	5715	5900	5900	5900	5370	5370	5400	5400	5445	5445	5445	1740	1740	1680	1680	1680	2325	2325	2275	2275	2275	2280	2280	2280	420	465	480	490	490	3°/6°	1300	1450	1650	2000	2500	2700	2970
5000	3025	3025	3045	3045	3150	3150	3215	5515	5965	5965	5965	6150	6150	6150	5620	5620	5650	5650	5695	5695	5695	2040	2040	1980	1980	1980	2400	2400	2375	2375	2375	2380	2380	2380	420	465	480	490	490	3°/6°	1000	1100	1600	1650	2400	2500	2750
5500	3325	3325	3345	3345	3450	3450	3515	6015	6465	6465	6465	6650	6650	6650	6120	6120	6150	6150	6195	6195	6195	2590	2590	2530	2530	2530	2950	2950	2925	2925	2925	2930	2930	2930	420	465	480	490	490	3°/6°	/	/	/	/	/	/	/
6000	3575	3575	3595	3595	3700	3700	3765	6515	6965	6965	6965	7150	7150	7150	6620	6620	6650	6650	6695	6695	6695	2590	2590	2530	2530	2530	2950	2950	2925	2925	2925	2930	2930	2930	420	465	480	490	490	3°/6°	/	/	/	/	/	/	/

1.5-4T WIDE VIEW FULL FREE TRIPLEX MAST

Max. lift height	Height of mast: The height of mast at lowest position							Height of mast: mast extention height: with load-backrest								Height of mast: mast extention height: without load-backrest								Free lift height: with load-backrest								Free lift height: without load-backrest								front Overhang								Mast tilt angle	Rated load: load center distance 500mm							
	1.5t	1.8t	2t	2.5t	3t	3.5t	4t	1.5t	1.8t	2t	2.5t	3t	3.5t	4t	1.5t	1.8t	2t	2.5t	3t	3.5t	4t	1.5t	1.8t	2t	2.5t	3t	3.5t	4t	1.5t	1.8t	2t	2.5t	3t	3.5t	4t	1.5t	1.8t	2t	2.5t	3t	3.5t	4t	1.5t	1.8t	2t	2.5t	3t	3.5t	4t	front /Back	1.5t	1.8t	2t	2.5t	3t	3.5t	4t
mm	mm	mm	mm	mm	mm	mm	mm	mm	mm	mm	mm	mm	mm	mm	mm	mm	mm	mm	mm	mm	mm	mm	mm	mm	mm	mm	mm	mm	mm	mm	mm	mm	mm	mm	mm	mm	mm	mm	mm	mm	mm	mm	mm	mm	mm	mm	mm	mm	mm	mm	(°)	(kg)	(kg)	(kg)	(kg)	(kg)	(kg)	(kg)
2000	1790	1790	1845	1845	1870	1870	1870	4115	4565	4565	4565	4775	4775	4775	3620	3620	3650	3650	3695	3695	3695	1740	1740	1730	1730	1730	2150	2150	2125	2125	2125	2130	2130	2130	420	485	500	505	505	6°/6°	1450	1750	2000	2400	2700	3000	3600
4000	1920	1920	1995	1995	1995	1995	1995	4515	4965	4965	4965	5175	5175	5175	1440	1440	4650	4650	4765	4765	4765	1285	910	990	990	790	790	1380	1380	1305	1305	1204	1204	1204	435	485	500	505	505	6°/6°	1400	1600	1900	2400	2700	3000	3600
4350	2040	2040	2095	2095	2120	2120	2120	4815	5265	5315	5315	5525	5525	5525	1960	1960	5000	5000	5115	5115	5115	1400	1025	1090	1090	915	915	1500	1500	1405	1405	1329	1329	1329	435	485	500	505	505	6°/6°	1350	1550	1850	2200	2500	2850	3370
4500	2090	2090	2145	2145	2170	2170	2170	5015	5465	5465	5465	5675	5675	5675	1610	1610	5150	5150	5265	5265	5265	1450	1075	1140	1140	965	965	1550	1550	1455	1455	1379	1379	1379	435	485	500	505	505	6°/6°	1300	1500	1750	2150	2400	2700	3220
4700	2160	2160	2210	2210	2240	2240	2240	5215	5665	5665	5665	5875	5875	5875	1680	1680	5350	5350	5465	5465	5465	1520	1145	1205	1205	1035	1035	1620	1620	1520	1520	1449	1449	1449	435	485	500	505	505	6°/6°	1300	1450	1720	2000	2300	2500	3060
4800	2190	2190	2235	2235	2270	2270	2270	5315	5765	5765	5765	5975	5975	5975	1710	1710	5450	5450	5565	5565	5565	1550	1175	1250	1250	1065	1065	1650	1650	1565	1565	1479	1479	1479	435	485	500	505	505	6°/6°	1100	1400	1700	1950	2250	2450	3000
5000	2290	2290	2345	2345	2420	2420	2420	5515	5965	5965	5965	6175	6175	6175	1810	1810	5650	5650	5765	5765	5765	1650	1275	1340	1340	1215	1215	1755	1755	1665	1665	1629	1629	1579	435	485	500	505	505	6°/6°	1100	1150	1600	1650	2100	2300	2800
5400	2420	2420	2445	2445	2570	2570	2570	5915	6365	6365	6365	6575	6575	6575	1940	1940	6050	6050	6165	6165	6165	1775	1400	1440	1440	1365	1365	1870	1870	1755	1755	1779	1779	1679	435	485	500	505	505	6°/6°	850	850	1450	1500	1650	1800	2300
6000	2650	2650	2645	2645	2770	2770	2770	6515	6965	6965	6965	7175	7175	7175	2170	2170	6650	6650	6765	6765	6765	2000	1625	1640	1640	1565	1565	2100	2100	1965	1965	1979	1979	1879	435	485	500	505	505	3°/6°	/	/	/	/	/	1200	1300	1700

IAUTA
Iauta(Quanzhou) Machinery Co., Ltd.